



Violle

150SFL

An exceptionally elegant collection of high-class office armchairs designed by ITO Design studio. The sophisticated profile of the aluminium frame of the backrest which together with the armrests creates a form with interesting geometry. It is our iconic product that, depending on the configuration, fits into the spaces of various stylish workplaces.

Collection features:

- innovative synchronous mechanism equipped with essential, easily accessible adjustments which are fully integrated with the seat
- multigrip armrests with soft pad
- backrest with mesh or upholstery and available with lumbar support, height and depth adjustable, upholstered headrest and jacket hanger
- function instructions also in Braille
- plastic and aluminium parts available in several colours (white, light grey, graphite and black)
- also available in a conference version on a four-star aluminium base
- Blue Angel certificate - confirms that our chair is environmentally friendly
- Möbelfakta certificate - a guarantee of durability, safety, environmental care and social responsibility during the production process

Technical specifications:

product version

150SFL - swivel, high mesh backrest, Synchro mechanism, sliding seat, seat forward tilt

mechanism

Synchro SFL - adjustment of seat height, synchronising mechanism with the possibility to adjust the resilience of the backrest to the weight of the sitting person, function of sliding seat, and additional seat / backrest tilt. The synchro mechanism can be locked in one of five positions.

base

Five-star base.

Variants:

- black (plastic - polyamide)
- polished aluminum (aluminum)
- white (powder coated aluminum)
- light grey (plastic RAL 7047)

armrests

P62PU - Height adjustable armrest (range 90 mm), sliding pad (+/- 50 mm) with span option (+/- 28 mm), polyurethane pad.

castors

- Hard castors - for soft floors (set)
- Soft castors - for hard floors (set)
- Teflon glides - universal (set)

Colours of castors:

- black (plastic)
- light grey (plastic RAL 7047)

seat

Black or light grey plastic cover; deciduous plywood; cold molded foam - density 80 kg/m³.

backrest

mesh

option - clothes hanger (HA) black or light grey - maximum load 4 kg.

option - lumbar support, height and depth adjustable

net weight

20,0 kg

gross weight

22,5 kg

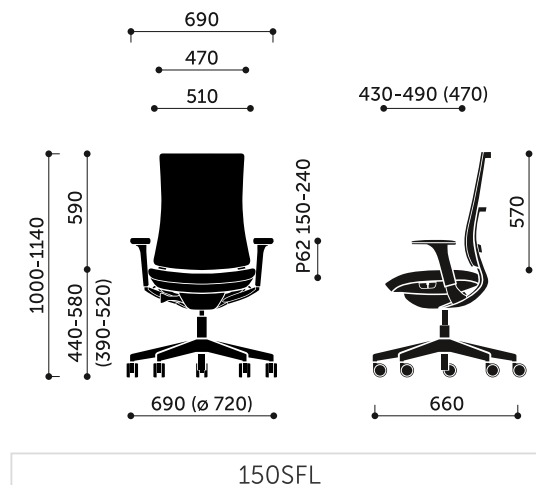
additional

Plastic elements: seat cover+adjustments levers, outer frame in mesh backrest, lumbar support, rear part of headrest.

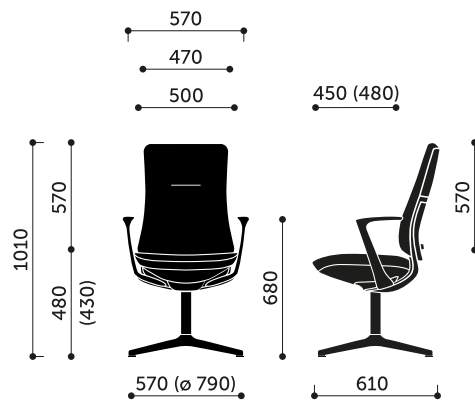
Aluminium elements: armrest frame, backrest frame.

It is not possible to mix different colours in particular group of elements eg. black hanger and light grey armrests.

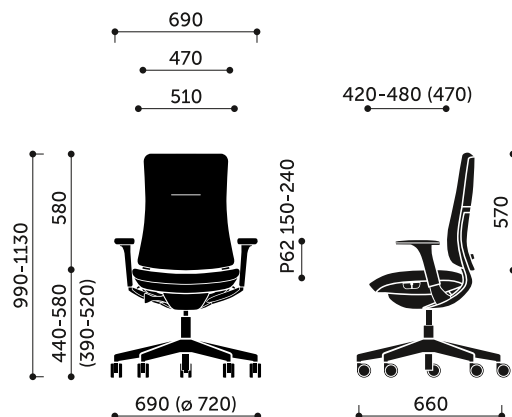
Zakładka z danymi produktu #30.07.2022, 18:33:13:



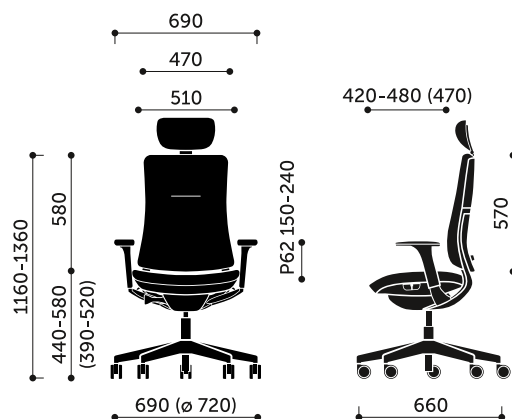
Dimensions of other models in the collection:



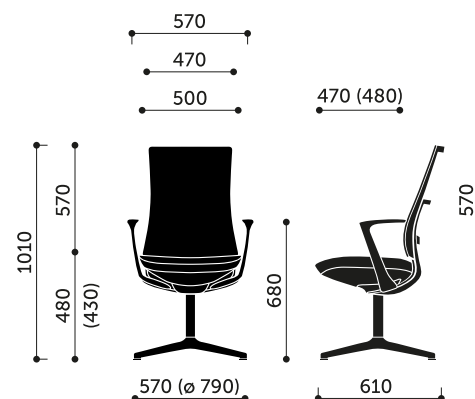
130F / 130F PU



130SFL



131SFL



150F / 150F PU

